



LACUNA



# HOTEL SUPPLY SOLUTIONS

## CATALOGUE



# COMPANY PROFILE

Established in 2018, our journey began with a commitment to redefine the standards of comfort, style, and functionality. Over the past five years, we have navigated the global landscape, accumulating invaluable experience in the international field. Our success is underscored by meaningful collaborations with esteemed international brands, a testament to our dedication to delivering quality without compromise.

# OUR COOPERATE WORKSHOP

Our cleaning collection features a versatile range of high-performance products designed for professional use. Developed with effective formulas to tackle everyday cleaning challenges, each product ensures consistent results for both commercial and household environments.



# OUR CERTIFICATIONS

Our cleaning collection features a versatile range of high-performance products designed for professional use. Developed with effective formulas to tackle everyday cleaning challenges, each product ensures consistent results for both commercial and household environments.



# COOPERATIVE BRAND



# WHY CHOOSE US

Our cleaning collection features a versatile range of high-performance products designed for professional use. Developed with effective formulas to tackle everyday cleaning challenges, each product ensures consistent results for both commercial and household environments.



## GLOBAL EXPERTISE

With five years of international experience, we bring a global perspective to every product and



## STRATEGIC COLLABORATIONS

Our partnerships with esteemed international brands signify our commitment to offering top-tier, quality products.



## UNPARALLELED SELECTION

From Hotel Supply to Household and Lifestyle products, our curated collections represent the pinnacle of style and functionality.



## INNOVATION AND QUALITY

We are driven by a passion for innovation and a commitment to delivering products of the highest quality, ensuring our clients stay ahead in style and functionality.

Welcome to the world of DEBORA, where indulgence meets relaxation, and every moment becomes a sensorial experience. DEBORA is not just a brand; it's a commitment to transforming your hotel stay into a luxurious retreat for your senses. Immerse yourself in the essence of DEBORA, where we redefine hospitality through our exquisite range of liquid amenities.



# DEBORA COLLECTION

01



## TUBE BOTTLE

COOL WATER

**Type:** Shampoo  
**Color & Design:** Solid White & Black  
**Features:** Flip-top cap  
**Net Vol:** 40 ml  
**Code:** C/SH40

02



## TUBE BOTTLE

COOL WATER

**Type:** Shower Gel  
**Color & Design:** Solid White & Black  
**Features:** Flip-top cap  
**Net Vol:** 40 ml  
**Code:** C/SH40

03



## PUMP DISPENSER BOTTLE

COOL WATER

**Type:** Shampoo  
**Color & Design:** Solid White & Black  
**Features:** Can be used with bracket  
**Net Vol:** 300 ml  
**Code:** C/SH300

04



## PUMP DISPENSER BOTTLE

COOL WATER

**Type:** Shower Gel  
**Color & Design:** Solid White & Black  
**Features:** Can be used with bracket  
**Net Vol:** 300 ml  
**Code:** C/SH40

05



## JERRY CAN

COOL WATER

**Type:** Shampoo  
**Color & Design:** Solid White & Black  
**Code:** C/SH5000  
**Net Vol:** 5 Litre

06



## JERRY CAN

COOL WATER

**Type:** Conditioner  
**Color & Design:** Solid White & Black  
**Code:** C/CO5000  
**Net Vol:** 5 Litre

07



## JERRY CAN

COOL WATER

**Type:** Body lotion  
**Color & Design:** Solid White & Black  
**Code:** C/BL5000  
**Net Vol:** 5 Litre

08



## JERRY CAN

COOL WATER

**Type:** Hand Wash  
**Color & Design:** Solid White & Black  
**Code:** C/HW5000  
**Net Vol:** 5 Litre

# DEBORA COLLECTION

10



## TUBE BOTTLE

TEA TREE

**Type:** Shampoo  
**Color & Design:** Solid White & Black  
**Features:** Flip-top cap  
**Net Vol:** 40 ml  
**Code:** T/SH40

11



## TUBE BOTTLE

TEA TREE

**Type:** Conditioner  
**Color & Design:** Solid White & Black  
**Features:** Flip-top cap  
**Net Vol:** 40 ml  
**Code:** T/CO40

12



## PUMP DISPENSER BOTTLE

TEA TREE

**Type:** Shampoo  
**Color & Design:** Solid White & Black  
**Features:** Can be used with bracket  
**Net Vol:** 300 ml  
**Code:** T/SH300

13



## PUMP DISPENSER BOTTLE

TEA TREE

**Type:** Conditioner  
**Color & Design:** Solid White & Black  
**Features:** Can be used with bracket  
**Net Vol:** 300 ml  
**Code:** T/CO300

14



## JERRY CAN

TEA TREE

**Type:** Shampoo  
**Color & Design:** Solid White & Black  
**Code:** T/SH5000  
**Net Vol:** 5 Litre

15



## JERRY CAN

TEA TREE

**Type:** Conditioner  
**Color & Design:** Solid White & Black  
**Code:** T/CO5000  
**Net Vol:** 5 Litre

16



## JERRY CAN

TEA TREE

**Type:** Body lotion  
**Color & Design:** Solid White & Black  
**Code:** T/BL5000  
**Net Vol:** 5 Litre

17



## JERRY CAN

TEA TREE

**Type:** Hand Wash  
**Color & Design:** Solid White & Black  
**Code:** T/HW5000  
**Net Vol:** 5 Litre

# DEBORA COLLECTION

18



## TUBE BOTTLE

LAVENDER

**Type:** Shampoo  
**Color & Design:** Solid White & Black  
**Features:** Flip-top cap  
**Net Vol:** 40 ml  
**Code:** L/SH40

19



## TUBE BOTTLE

LAVENDER

**Type:** Conditioner  
**Color & Design:** Solid White & Black  
**Features:** Flip-top cap  
**Net Vol:** 40 ml  
**Code:** L/CO40

20



## PUMP DISPENSER BOTTLE

LAVENDER

**Type:** Shampoo  
**Color & Design:** Solid White & Black  
**Features:** Can be used with bracket  
**Net Vol:** 300 ml  
**Code:** L/SH300

21



## PUMP DISPENSER BOTTLE

LAVENDER

**Type:** Conditioner  
**Color & Design:** Solid White & Black  
**Features:** Can be used with bracket  
**Net Vol:** 300 ml  
**Code:** L/CO300

22



## JERRY CAN

LAVENDER

**Type:** Shampoo  
**Color & Design:** Solid White & Black  
**Code:** L/SH5000  
**Net Vol:** 5 Litre

23



## JERRY CAN

LAVENDER

**Type:** Conditioner  
**Color & Design:** Solid White & Black  
**Code:** L/CO5000  
**Net Vol:** 5 Litre

24



## JERRY CAN

LAVENDER

**Type:** Body lotion  
**Color & Design:** Solid White & Black  
**Code:** L/BL5000  
**Net Vol:** 5 Litre

25



## JERRY CAN

LAVENDER

**Type:** Hand Wash  
**Color & Design:** Solid White & Black  
**Code:** L/HW5000  
**Net Vol:** 5 Litre

# DEBORA COLLECTION

26



## TUBE BOTTLE

SICILY CAMELLIA

**Type:** Shampoo  
**Color & Design:** Solid White & Black  
**Features:** Flip-top cap  
**Net Vol:** 40 ml  
**Code:** SC/SH40

27



## TUBE BOTTLE

SICILY CAMELLIA

**Type:** Conditioner  
**Color & Design:** Solid White & Black  
**Features:** Flip-top cap  
**Net Vol:** 40 ml  
**Code:** SC/CO40

28



## PUMP DISPENSER BOTTLE

SICILY CAMELLIA

**Type:** Shampoo  
**Color & Design:** Solid White & Black  
**Features:** Can be used with bracket  
**Net Vol:** 300 ml  
**Code:** L/SH300

29



## PUMP DISPENSER BOTTLE

SICILY CAMELLIA

**Type:** Conditioner  
**Color & Design:** Solid White & Black  
**Features:** Can be used with bracket  
**Net Vol:** 300 ml  
**Code:** L/CO300

30



## JERRY CAN

SICILY CAMELLIA

**Type:** Shampoo  
**Color & Design:** Solid White & Black  
**Code:** SC/SH5000  
**Net Vol:** 5 Litre

31



## JERRY CAN

SICILY CAMELLIA

**Type:** Conditioner  
**Color & Design:** Solid White & Black  
**Code:** L/CO5000  
**Net Vol:** 5 Litre

32



## JERRY CAN

SICILY CAMELLIA

**Type:** Body lotion  
**Color & Design:** Solid White & Black  
**Code:** SC/BM5000  
**Net Vol:** 5 Litre

33



## JERRY CAN

SICILY CAMELLIA

**Type:** Hand Wash  
**Color & Design:** Solid White & Black  
**Code:** SC/HW5000  
**Net Vol:** 5 Litre



# CHEMICAL COLLECTION

## ABOUT OUR COLLECTION

Our cleaning collection features a versatile range of high-performance products designed for professional use. Developed with effective formulas to tackle everyday cleaning challenges, each product ensures consistent results for both commercial and household environments.

### Product Range:

Toilet Cleaner, 3-in-1 All Purpose Cleaner, Dish Wash, Glass Cleaner, Furniture Polish (Pine), Floor Cleaner, Air Freshener, and Bathroom Cleaner.



# FLOOR CLEANERS

01



## FLOOR CLEANER

PINE



Sindhu Super Clean Floor Cleaner has a unique formulation removes tough stains and leaves a pleasant fragrance.

Net Vol: 5 Ltr

Type: Floor Cleaner

02



## FLOOR CLEANER

JASMINE



Sindhu Super Clean Floor Cleaner has a unique formulation removes tough stains and leaves a pleasant fragrance.

Net Vol: 5 Ltr

Type: Floor Cleaner

03



## FLOOR CLEANER

LAVENDER



Sindhu Super Clean Floor Cleaner has a unique formulation removes tough stains and leaves a pleasant fragrance.

Net Vol: 5 Ltr

Type: Floor Cleaner

04



## FLOOR CLEANER

LEMON



Sindhu Super Clean Floor Cleaner has a unique formulation removes tough stains and leaves a pleasant fragrance.

Net Vol: 5 Ltr

Type: Floor Cleaner

05



## FLOOR CLEANER

FLORAL



Sindhu Super Clean Floor Cleaner has a unique formulation removes tough stains and leaves a pleasant fragrance.

Net Vol: 5 Ltr

Type: Floor Cleaner

06



## FLOOR CLEANER

SANDAL



Sindhu Super Clean Floor Cleaner has a unique formulation removes tough stains and leaves a pleasant fragrance.

Net Vol: 5 Ltr

Type: Floor Cleaner

07



## FLOOR CLEANER

LEMON GRASS



Sindhu Super Clean Floor Cleaner has a unique formulation removes tough stains and leaves a pleasant fragrance.

Net Vol: 5 Ltr

Type: Floor Cleaner

08



## FLOOR CLEANER

SANDAL



Sindhu Super Clean Floor Cleaner has a unique formulation removes tough stains and leaves a pleasant fragrance.

Net Vol: 500 ml

Type: Floor Cleaner

09



## FLOOR CLEANER

FLORAL



Sindhu Super Clean Floor Cleaner has a unique formulation removes tough stains and leaves a pleasant fragrance.

Net Vol: 500 ml

Type: Floor Cleaner

10



## FLOOR CLEANER

JASMINE



Sindhu Super Clean Floor Cleaner has a unique formulation removes tough stains and leaves a pleasant fragrance.

Net Vol: 500 ml

Type: Floor Cleaner

11



## FLOOR CLEANER

LAVENDER



Sindhu Super Clean Floor Cleaner has a unique formulation removes tough stains and leaves a pleasant fragrance.

Net Vol: 500 ml

Type: Floor Cleaner

12



## FLOOR CLEANER

LEMON



Sindhu Super Clean Floor Cleaner has a unique formulation removes tough stains and leaves a pleasant fragrance.

Net Vol: 500 ml

Type: Floor Cleaner

# TOILET CLEANERS

01



## ADVANCED TOILET CLEANER

Sindhu Super Clean Toilet cleaner has a unique formulation which keeps toilet surface completely clean.

---

**Net Vol:** 5 Ltr

---

**Type:** Toilet Cleaner

---

02



## TOILET CLEANER

Sindhu Super Clean Toilet cleaner has a unique formulation which keeps toilet surface completely clean.


---

**Net Vol:** 500 ml

---

**Type:** Toilet Cleaner

---



# BATHROOM CLEANERS

01



## BATHROOM CLEANER

Sindhu Super Clean Bathroom gives you Best Cleaning and Freshness for the whole bathroom. Its thick liquid formula with powerful cleaning agents removes tough stains. It also gives your bathroom a nice fresh fragrance.

**Net Vol:** 5 Ltr

**Type:** Bathroom Cleaner

02



## BATHROOM CLEANER

Sindhu Super Clean Bathroom gives you Best Cleaning and Freshness for the whole bathroom. Its thick liquid formula with powerful cleaning agents removes tough stains. It also gives your bathroom a nice fresh fragrance.

**Net Vol:** 500 ml

**Type:** Bathroom Cleaner



# GLASS CLEANERS

01



## GLASS CLEANER

Specially formulated with a unique surfactant & shine boosters. Contains no chlorofluorocarbons and has a soothing fragrance. Effectively cleans windows, glasses, mirrors, tv, computer/laptop screen, windows & other washable surfaces.

---

**Net Vol:** 5 Ltr

---

**Type:** Glass Cleaner

---

02



## GLASS CLEANER

Specially formulated with a unique surfactant & shine boosters. Contains no chlorofluorocarbons and has a soothing fragrance. Effectively cleans windows, glasses, mirrors, tv, computer/laptop screen, windows & other washable surfaces.

---

**Net Vol:** 500 ml

---

**Type:** Glass Cleaner

---

# ALL PURPOSE CLEANERS

01



## ALL PURPOSE CLEANER

Sindhu Super Clean multi usage has a unique formulation which removes the tough grease, clean all kinds of surface.

---

**Net Vol:** 5 Ltr

---

**Type:** All Purpose Cleaner

---

02



## ALL PURPOSE CLEANER

Sindhu Super Clean multi usage has a unique formulation which removes the tough grease, clean all kinds of surface.

---

**Net Vol:** 500 ml

---

**Type:** All Purpose Cleaner

---

# FURNITURE POLISH

01



## FURNITURE POLISH

Sindhu Super Clean Furniture Polish Pine has a unique formulation which removes the tough grease, clean all kind of utensils & surfaces

---

**Net Vol:** 5 Ltr

---

**Type:** Furniture Polish

---

02



## FURNITURE POLISH

Sindhu Super Clean Furniture Polish Pine has a unique formulation which removes the tough grease, clean all kind of utensils & surfaces

---

**Net Vol:** 500 ml

---

**Type:** Furniture Polish

---

# DISH WASHING GELS

01



## DISH WASHING GEL

Sindhu Super Clean Dish wash has a unique formulation which removes the tough grease, clean all kind of utensils.

---

**Net Vol:** 5 Ltr

---

**Type:** Dish Washing Gel

---



# AIR FRESHENERS

01



## AIR FRESHENER

LEMON GRASS

Sindhu Super Clean Air Freshener spreads delightful and refreshing scent continuously for always freshness in the air.

Net Vol: 5 Ltr

Type: Air Freshener

02



## AIR FRESHENER

BERGAMOT

Sindhu Super Clean Air Freshener spreads delightful and refreshing scent continuously for always freshness in the air.

Net Vol: 5 Ltr

Type: Air Freshener

03



## AIR FRESHENER

PINE

Sindhu Super Clean Air Freshener spreads delightful and refreshing scent continuously for always freshness in the air.

Net Vol: 5 Ltr

Type: Air Freshener

04



## AIR FRESHENER

JASMINE

Sindhu Super Clean Air Freshener spreads delightful and refreshing scent continuously for always freshness in the air.

Net Vol: 250 ml

Type: Air Freshener

05



## AIR FRESHENER

SANDAL

Sindhu Super Clean Air Freshener spreads delightful and refreshing scent continuously for always freshness in the air.

Net Vol: 250 ml

Type: Air Freshener

06



## AIR FRESHENER

PINE

Sindhu Super Clean Air Freshener spreads delightful and refreshing scent continuously for always freshness in the air.

Net Vol: 250 ml

Type: Air Freshener

07



## AIR FRESHENER

LEMONGRASS

Sindhu Super Clean Air Freshener spreads delightful and refreshing scent continuously for always freshness in the air.

Net Vol: 250 ml

Type: Air Freshener

08



## AIR FRESHENER

BERGAMOT

Sindhu Super Clean Air Freshener spreads delightful and refreshing scent continuously for always freshness in the air.

Net Vol: 250 ml

Type: Air Freshener

09



## AIR FRESHENER

ROSE

Sindhu Super Clean Air Freshener spreads delightful and refreshing scent continuously for always freshness in the air.

Net Vol: 250 ml

Type: Air Freshener

10



## AIR FRESHENER

LEMON

Sindhu Super Clean Air Freshener spreads delightful and refreshing scent continuously for always freshness in the air.

Net Vol: 250 ml

Type: Air Freshener

11



## AIR FRESHENER

LAVENDER

Sindhu Super Clean Air Freshener spreads delightful and refreshing scent continuously for always freshness in the air.

Net Vol: 250 ml

Type: Air Freshener

# LAUNDRY DETERGENT 5L BULK PACK

For daily hospitality needs, our 5L bulk pack delivers a deep clean while keeping fabrics soft and fragrant.



722-5002 | 998-8555 | 3328866

G. Hudhuruva Villa, Alikilegefaanu magu

[www.lacunamaldives.com](http://www.lacunamaldives.com)




LACUNA

# DRY AMENITIES

Our supply offers a comprehensive range of dry amenities to enhance the comfort and convenience of your guests' stay.

From essential sewing kits for quick fixes to discreet sanitary bags and all-encompassing vanity kits and many more, each product is designed with the discerning traveler in mind.



# DISPENSER SYSTEM

Our dispenser system is clean, practical, and refillable. Designed to reduce plastic waste while keeping your spaces tidy. Available with optional wall-mount brackets and a sleek black-and-white design, it's a smart solution for any guest room or resort bathroom.



# BAMBOO AMENITIES KIT

## RETURN NATURE

Made with natural bamboo after curing at high temperatures and removal of consisting sugars and carbide mold. The bamboo amenities are then polished and painted to avoid any discoloration.



# BAMBOO TOOTHBRUSH


BIODEGRADABLE

ECO-FRIENDLY

NATURAL



# BAMBOO AMENITIES ITEMS



# BEDDING SETS



<b>Yarn Count</b>	40*40 250 TC	40*40 280 TC	60*40 300 TC	60*60 330 TC	60*80 400 TC
<b>Density</b>	130*105	130*114	176*120	176*156	176*(120+120)
<b>Composition</b>	100% Cotton				
<b>Design</b>	3cm Stripes				
<b>Finished Product</b>	Duvet cover: clear tangent line overlap, opener at middle of bottom. Pillowcase: clear tangent line overlap, opener at 2/8 of bottom. Bed sheet: 4 edge size 1cm hem, excellent stitch.				

# BEDDING SETS




Yarn Count	100*80	100*120	100*140	100*140	100*140
Density	600T	800T	1000T	1200T	1500T
Composition	100% Cotton				
Finished Product	1.Duvet cover:clear tangent line overlap, opener at middle of bottom. 2.Pillowcase:clear tangent line overlap, opener at 2/8 of bottom. 3.Bed sheet: 4 edge size 1cm hem, excellent stitch.				

# BEDDING SETS



<b>Yarn Count</b>	60*40	60*60	40*40
<b>Density</b>	600T	800T	1000T
<b>Composition</b>	100% Cotton		
<b>Design</b>	Feather flower, Water ripple, Customizable hotel logo		
<b>Finished Product</b>	1. Duvet cover: clear tangent line overlap, opener at middle of bottom. 2. Pillowcase: clear tangent line overlap, opener at 2/8 of bottom. 3. Bed sheet: 4 edge size 1cm hem, excellent stitch.		

# BEDDING SETS



Yarn Count	60*40	60*60
Density	175*120	175*(90+90)
Composition	100% cotton/80% cotton 20%polyester fiber (optionals)	100% Cotton
Design	Crystal Love(Custom designs MOQ is more than 100 sets, delivery date is more than 30 days)	
Finished Product	1.Duvet cover: Inseam overlap, open at the middle of bottom,exquisite stitch 2.PillowcaseA: Inseam overlap, open at 2/8 of back, exquisite stitch 3.PillowcaseB: Inseam lockrand, no overlap, exquisitie stitch 4.Bedsheet: 1cm hem at 3 sides, 2cm hem at bottom, exquisite stitch	

# BEDDING SETS



NO.CP-LK2032


<b>Material</b>	133*100s down like feather
<b>Filling</b>	Fill in down like feather
<b>Craft</b>	Double stitch, Diamond exquisite fine quilting



NO.CP-LK2033

<b>Material</b>	Down proof embossing
<b>Filling</b>	Goose down like feather
<b>Craft</b>	New product standard; Wrapseam stitch, four square delicate elaborate quilting

# BEDDING SETS



NO.CP-LK2034


<b>Material</b>	100% cotton flannel
<b>Filling</b>	Fill in down like feather
<b>Craft</b>	New product standard; Wrapseam stitch, Four square delicate elaborate quilting




NO.CP-LK2035

<b>Material</b>	Down proof embossing
<b>Filling</b>	Goose down like feather
<b>Craft</b>	New product standard; Wrapseam stitch, four square delicate elaborate quilting


# PILLOW



Code	Name	Size	Filling	Weight
ZX5101A	Microfiber Pillow	48*78	Microfiber	1100g
ZX5101B	Microfiber Pillow	50*80	Microfiber	1200g




Code	Name	Size	Filling	Weight
Z X5102	Solid With double Piping Microfiber Pillow	50*80	Microfiber	1300g




Code	Name	Size	Filling	Weight
Z X5103	Cassia Seed Pillow	45*75	Microfiber and straw	1050g


# PILLOW



Code	Name	Size	Filling	Weight
Z X5105	Goose-down Like Pillow	45*75	Import super soft goose-down like	1250g



Code	Name	Size	Filling	Weight
Z X5106	Goose-down Like Pillow	50*80	Import super soft goose-down like	1250g



Code	Name	Size	Filling	Weight
Z X5107	Microfiber Pillow	45*75	Microfiber	900g
Z X5108	Microfiber Pillow	48*78	Microfiber	1300g

# MATTRESS PROTECTOR

## QUALITY FIRST



Strictly adhere to high standards of industry requirement, high quality, advanced technology fashionable design, five-star hotel quality. Now the people are getting high regarding the life quality request.



Size / No.	HD3101	Hd3102	Weight
200*200 180*200 150*200 120*200	2-4cm white duck feather	With 5% White Duck down	6200g 5580g 4650g 3720g
11ply down comforter , filling duck down&feather 1550g/m2, fabric 40*40 /133*100 down-proof fabric			

Size / No.	H D3103	H D3104	H D3105	Weight
200*200 180*200 160*200 150*200 120*200	30% White Duck Down	40% White Duck Down	50% white	6400g 5760g 5120g 4800g 3840g
2ply comforter mattress, upper fill with 100g/m2 white duck down, under fill with 2-4cm 1500g/m2 white duck feather, fabric 40*40/133*100 down proof fabric				

# MATTRESS PROTECTOR



NO.CP-HD3200

<b>Material</b>	110*90TG
<b>Filling</b>	Microfiber
<b>Craft</b>	Sewing standards, sewing on the 3 stitch 5 lines, four corners uniform heating of imported 3cm rubber band.



NO.CP-HD3300

<b>Material</b>	85g/m2 polyester
<b>Filling</b>	Environmental setting cotton
<b>Craft</b>	Machine tipping, double stitch,seam

# TOWELS



NO.CP-MJ8200

Hand Towel	30*30cm,50g;33*33cm,60g
Face Towel	35*75cm, 120g, 150g; 40*80m, 180g, 70*140cm,500g,600g;
Bath Towel	80*150cm,700g;80*160cm,800g
Style	Plain
Yarn Count	21S,32S
Material	100% Cotton



NO.CP-MJ8300

Hand Towel	30*30cm,50g;33*33cm,60g
Face Towel	35*75cm, 120g, 150g; 40*80m, 180g
Bath Towel	70*140cm,500g,600g; 80*150cm,700g;80*160cm,800g
Style	Plain
Yarn Count	16S
Material	100% Cotton

# TOWELS



NO.CP-MJ8500

Hand Towel	30*30cm,50g;33*33cm,60g
Face Towel	35*75cm,120g,150g; 40*80m,180g 70*140cm,500g,600g;
Bath Towel	70*140cm,500g,600g; 80*150cm,700g;80*160cm,800g
Style	Jacquard
Yarn Count	21S,32S
Material	100% Cotton



NO.CP-MJ8600

Hand Towel	30*30cm,50g;33*33cm,60g
Face Towel	35*75cm,120g,150g; 40*80m,180g
Bath Towel	70*140cm,500g,600g; 80*150cm,700g;80*160cm,800g
Style	Terry /Terry jacquard
Yarn Count	16S
Material	100% Cotton

# BATHROBE



Product code	Product	Size	Craft	Yarn count	Weight
Y P9601	Bathrobe	Free size	Small Check waffle	21	700
Y P9602			Middle Check waffle	21	750
Y P9603			Outside Waffle, inside terry	21	1200
Y P9604			Outside Waffle, inside velvet	21	1300
Y P9605			Outside Waffle, inside velvet	21	1400
Y P9606			Outside Waffle jacquard, inside velvet	21	1300
Y P9607			Knited spandex waffle	21	700

# BATHROBE



Product code	Product	Size	Craft	Yarn count	Weight
Y P9701	Bathrobe	Free size	One side velet	21	1000
Y P9702			One side veliet	32	1050
Y P9703			One side cveket	32	1100
Y P9704			One side veliet	32	1200
Y P9705			Check velvet	32	1100
Y P9706			Two-side terry fleece	32	1000

# BATH MAT



NO.CP-DJ9200



NO.CP-DJ9300

# IN-ROOM SLIPPER



<b>Product</b>	Slipper (Open or Close Toe) Cotton with Foam Sole or
<b>Material</b>	Polyester Velour with EVA Sole
<b>Size</b>	10x28cm, 11x29cm, 12x30cm etc
<b>MOQ</b>	5000 Pairs
<b>Color</b>	Plain White or Made to Order
<b>Personalising Service</b>	Customer's Name Label or Logo by embroidery or print technique

# OUT DOOR SLIPPER



<b>Product</b>	EVA SLIPPER		
<b>Material</b>	EVA SLIPPER		
<b>Size</b>	39-45		
<b>MOQ</b>	Carton	Color	Blue,Black,Grey,Choco Brown,Peachy,White
<b>Personalising Service</b>	Customer's Name Label or Logo by embroidery or print technique		

# TABLECLOTH



<b>One Set</b>	Table Cloth		
<b>Material</b>	100% Cotton, or Polycotton		
<b>Weight</b>	Made to Order		
<b>Size</b>	Made to Order		
<b>MOQ</b>	100 Sets	Color	Plain White or Made to Order
<b>Personalising Service</b>	All LAKUNA's table cloth fabric can be produced as napkin, chair cover, place mat ,apron, etc.		

# CHAIR COVER



<b>Product</b>	Table Cloth		
<b>Material</b>	100% Cotton ,Polycotton or Polyester Fabric		
<b>Size</b>	Made to Order		
<b>MOQ</b>	100 Sets	Color	Plain White or Made to Order
<b>Remark</b>	All LAKUNA's table cloth fabric can be produced as napkin, chair cover, place mat ,apron, etc.		

# TABLECLOTH



<b>Product</b>	Chair Cover Cloth		
<b>Material</b>	Spandex or Polyester Fabric		
<b>Size</b>	Total Height: 93cm, Seat Height: 45cm, Seat Width: 40cm, Seat Depth: 42cm, Backrest Width: 44cm		
<b>MOQ</b>	100 Sets	Color	Plain White or Made to Order
<b>Remark</b>	All LAKUNA's table cloth fabric can be produced as napkin, chair cover, place mat ,apron, etc.		

# NAPKIN

## RESTAURANT & EVENT



<b>Product</b>	Napkin		
<b>Material</b>	100% Cotton, Polycotton or Polyester		
<b>Size</b>	50cm x 50cm, or Made to Order		
<b>MOQ</b>	200 Pieces	Color	Plain White or Made to Order
<b>Remark</b>	All LACUNA's table cloth fabric can be produced as napkin, chair cover, place mat ,apron, etc.		

# PLACE MAT

## RESTAURANT & EVENT



<b>Product</b>	Place mat		
<b>Material</b>	100% Cotton, Polycotton or Polyester		
<b>Size</b>	50cm x 50cm, or Made to Order		
<b>MOQ</b>	200 Pieces	Color	Plain White or Made to Order
<b>Remark</b>	All LACUNA's table cloth fabric can be produced as napkin, chair cover, place mat ,apron, etc.		

# CHEF UNIFORM



CU110Z0200F /White



上衣 CU110Z0201F/White contrast black




CU110Z0200F /White



上衣 CU Z F /White contrast black

# CHEF UNIFORM




M-5XL

T65  
C35

150G

CU110D0201E  
White contrast black



M-3XL

T65  
C35

150G

CU110D0401E  
Wine red contrast black



CU110D0104E  
Black contrast wine red



M-5XL

T65  
C35

230G

CU110C0201A  
White contrast black



M-3XL

T65  
C35

230G

CU110C0401A  
Wine red contrast black



CU110C0104A  
Black contrast wine red

# CHEF UNIFORM



Back



CU1108D132000AL /hite Gray

CU1108D120000AL /Black



Ice cool series:

**CU1108D**

CU1108D132000AL WhiteGray

CU1108D120000AL Black



## CHEF UNIFORM



## ELECTRIC KETTLE



Outer Body  
304 Stainless Steel

**ELECTRIC KETTLE**  
Model: H1263  
Voltage: 220-240V  
Capacity: 0.6L  
Hertz: 50-60Hz  
Power: 1000-1200W



**ELECTRIC KETTLE**  
Model: H1208  
Voltage: 220-240V  
Capacity: 0.6L  
Hertz: 50-60Hz  
Power: 800-1000W



**ELECTRIC KETTLE**  
Model: H1202 Matt  
Voltage: 220-240V  
Capacity: 1.2L  
Hertz: 50-60Hz  
Power: 1350-1600W




**ELECTRIC KETTLE**  
Model: H108015 Matt  
Voltage: 220-240V  
Capacity: 0.6L  
Hertz: 50-60Hz  
Power: 1000-1200W



**ELECTRIC KETTLE**  
Model: K1206-1  
Voltage: 220-240V  
Capacity: 1.8L  
Hertz: 50-60Hz  
Power: 1000-1200W



**ELECTRIC KETTLE**  
Model: H1202B Matt  
Voltage: 220-240V  
Capacity: 1.2L  
Hertz: 50-60Hz  
Power: 1800-2000W



### 2-LAYER ANTI-SCALD DESIGN

Inner Body  
304 Stainless Steel

Outer Body  
Anti-scald PP Plastic

**ELECTRIC KETTLE**  
Model: H1262  
Voltage: 220-240V  
Capacity: 0.6L  
Hertz: 50-60Hz  
Power: 1000-1200W



**ELECTRIC KETTLE**  
Model: H1268  
Voltage: 220-240V  
Capacity: 0.6L  
Hertz: 50-60Hz  
Power: 1000-1200W



**ELECTRIC KETTLE**  
Model: H2002  
Voltage: 220-240V  
Capacity: 1.2L  
Hertz: 50-60Hz  
Power: 1350-1600W



**ELECTRIC KETTLE**  
Model: H08805  
Voltage: 220-240V  
Capacity: 0.6L  
Hertz: 50-60Hz  
Power: 1000-1200W




**ELECTRIC KETTLE**  
Model: K81  
Voltage: 220-240V  
Capacity: 0.6L  
Hertz: 50-60Hz  
Power: 1000-1200W



**ELECTRIC KETTLE**  
Model: H1205/H1206  
Voltage: 220-240V  
Capacity: 1.2L  
Hertz: 50-60Hz  
Power: 1000-1200W





### 3-LAYER ANTI-SCALD DESIGN

Inner Body  
304 Stainless Steel


Middle Layer  
Anti-scald PP Plastic

Outer Body  
Stainless Steel

## ELECTRIC KETTLE

3-layer anti-scald design  
304 stainless steel

Model / K85



• 304 stainless steel • Strix

Voltage: 220-240V Capacity: 0.8L  
Hertz: 50-60Hz Power: 1000-1200W  
Product size: 168x145x230mm

CE CB



K85 MATT




K85 GOLDEN

## Tray Model-A

Material	Melamine
Size	345x315x22.5mm



Black



White



A-H0881S Mat(1.2L,1000W)



A-H2002 Black(1.2L,1350W)




A-H2002 White(1.2L,1350W)

## Tray Model-B

Material	Melamine
Size	385x325x22.5mm



Black



White



B-H1268 Black(0.8L,1000W)



B-H0880S White(0.8L,1000W)




B-H1206-1(1L,1000W)

## Tray Model-G

Material	ABS
Size	443x227x36mm



Black



White



G-H1268 Black(0.8L,1000W)



G-H1208(0.8L,800W)



G-K81 Black (0.8L,1000W)



G-K85(0.8L,1000W)



G-H1202(1.2L,1350W)



G-H1206(1.2L,1200W)

## Tray Model-K

Material	ABS
Size	405x268x38mm



Black



K-H1262(0.6L,1000W)



K-H1263(0.6L,1000W)



K-H08815(0.8L,1000W)



K-H1208 Gun(0.8L,800W)




K-H1208(0.8L,800W)



K-H1206(1.2L,1000W)

## Tray Model-W

Material	Wood
Size	363x240x33mm



W-H08805(0.8L,1000W)



W-H1208(0.8L,800W)



W-H1208 Gun(0.8L,800W)



W-H2002(1.2L,1350W)



W-H1205 Mat(1.2L,1000W)



W-H1206 Black(1.2L,1000W)

## Tray Model-N42

Material	Wood
Size	420x315x25mm



Black



Wood



N42-H1262(0.6L,1000W)



N42-K81 (0.8L,1000W)



N42-H1268(0.8L,1000W)



N42-H1262(0.6L,1000W)



N42-H1268(0.8L,1000W)



N42-K81(0.8L,1000W)

## FOLDABLE DESIGN

### HIGH SPEED Hair Dryer-F18



Motor: RPM:3 0000RPM  
Wind speed: > 19m/s  
Over heating protection  
Power: 220-240V 50/60Hz 1600W



### Hair Dryer-F17 Black



2 speed hot wind-cold wind  
Safety button  
Over heating protection  
Power: 220-240V 50/60Hz 1600W



### Hair Dryer-F17 White



2 speed hot wind-cold wind  
Safety button  
Over heating protection  
Power: 220-240V 50/60Hz 1600W



### Hair Dryer-F2

3 speed temperature + 2 speed cold wind  
Safety button  
Over heating protection  
Power: 220-240V 50/60Hz 1800-2100W



### Hair Dryer-F6

2 speed hot wind + 1 speed cold wind  
Safety button  
Over heating protection  
Power: 220-240V 50/60Hz 1400-1600W



### Hair Dryer-F13

2 speed hot wind + 1 speed cold wind  
Safety button  
Over heating protection  
Power: 220-240V 50/60Hz 1800-2100W



### Hair Dryer-F12

2 speed hot wind  
Over heating protection  
Power: 220-240V 50/60Hz 1200-1400W



## WALL-MOUNTED DESIGN

### Hair Dryer-D01



2 speed hot wind  
Safety button  
Over heating protection  
Power: 220-240V 50/60Hz 1300W



D01A (WITH SHAVER SOCKET 110V & 220V)  
D01A-1 (WITH SHAVER SOCKET 220V)



### Hair Dryer-D07-1 White

2 speed hot wind + cold wind  
Safety button  
Over heating protection  
Power: 220-240V 50/60Hz 1200W



D07-1 (WITH SHAVER SOCKET 110V & 220V)  
D07 (WITH SHAVER SOCKET 220V)



### Hair Dryer-D02B

2 speed hot wind  
Safety button  
Over heating protection  
Power: 220-240V 50/60Hz 1200W



### Hair Dryer-D07-2 Black

2 speed hot wind + cold wind  
Safety button  
Over heating protection  
Power: 220-240V 50/60Hz 1600W



D07-2 (WITHOUT SHAVER SOCKET 110V & 220V)  
D07 (WITH SHAVER SOCKET 220V)



## SEMI-CONDUCTOR MINIBAR

### Model / BC-20A

Capacity: 20L  
Size: W400\*D422\*H352mm  
Power: 55W (220V-240V, 50Hz/60Hz)  
ECO Temp: 4.5-15°C  
Heater Power: 10W



### Model / BC-20BF

Capacity: 20L  
Size: W400\*D422\*H352mm  
Power: 55W (220V-240V, 50Hz/60Hz)  
ECO Temp: 10-15°C  
Heater Power: 10W



### Model / BC-40A

Capacity: 40L  
Size: W400\*D420\*H530mm  
Power: 55W (220V-240V, 50Hz/60Hz)  
ECO Temp: 6.5-15°C  
Heater Power: 10W



### Model / BC-30A

Capacity: 30L  
Size: W400\*D398\*H480mm  
Power: 55W (220V-240V, 50Hz/60Hz)  
ECO Temp: 6.5-15°C  
Heater Power: 10W



### Model / BC-30AF

Capacity: 30L  
Size: W400\*D398\*H480mm  
Power: 55W (220V-240V, 50Hz/60Hz)  
ECO Temp: 10-15°C  
Heater Power: 10W



### Model / BC-40G

Capacity: 40L  
Size: W400\*D420\*H530mm  
Power: 55W (220V-240V, 50Hz/60Hz)  
ECO Temp: 10-15°C  
Heater Power: 10W



## THERMO ABSORPTION MINI BAR

### Model / XCS-30AS-BL

Capacity: 30L  
 Size: W400\*D390\*H480MM  
 Power: 65W (220V/60HZ,110V/60HZ)  
 Temperature Range: 4-10°C  
 N.W./G.W: 10kg/11kg



### Model / XCS-30BS-BL

Capacity: 30L  
 Size: W400\*D390\*H480MM  
 Power: 65W (220V/60HZ,110V/60HZ)  
 Temperature Range: 8-14°C  
 N.W./G.W: 12kg/13kg



### Model / XCS-40AS-BL

Capacity: 40L  
 Size: W410\*D400\*H550MM  
 Power: 65W (220V/60HZ,110V/60HZ)  
 Temperature Range: 6-10°C  
 N.W./G.W: 11.5kg/13kg



### Model / XCS-40BS-BL

Capacity: 40L  
 Size: W405\*D400\*H550MM  
 Power: 65W (220V/60HZ,110V/60HZ)  
 Temperature Range: 10-16°C  
 N.W./G.W: 13.5kg/15kg



## ABSORPTION MINI BAR

### Model: XC-30A

Capacity: 30L  
 Size: W400xD420 x H480mm  
 Power: 65W (220V-240V, 50Hz/60Hz)  
 Temperature Range: 0-8°C  
 N.W./G.W: 14.4KG/16.5KG



### Model: XC-30B

Capacity: 30L  
 Size: W400xD420 x H480mm  
 Power: 65W (220V-240V, 50Hz/60Hz)  
 Temperature Range: 5-12°C  
 N.W./G.W: 16.1KG/18.2KG



### Model: XC-60A

Capacity: 60L  
 Size: W485x D500x H560mm  
 Power: 80W (220V-240V, 50Hz/60Hz)  
 Temperature Range: 0-8°C  
 N.W./G.W: 18.5KG/20.5KG



### Model: XC-40A

Capacity: 40L  
 Size: W400xD440 x H550mm  
 Power: 65W (220V-240V, 50Hz/60Hz)  
 Temperature Range: 0-8°C  
 N.W./G.W: 14.8KG/16KG



### Model: XC-40B

Capacity: 40L  
 Size: W400 x D435 x H550mm  
 Power: 65W (220V-240V, 50Hz/60Hz)  
 Temperature Range: 5-12°C  
 N.W./G.W: 18.2KG/20.3KG



### Model: XC-60B

Capacity: 60L  
 Size: W485x D495x H560mm  
 Power: 80W (220V-240V, 50Hz/60Hz)  
 Temperature Range: 5-12°C  
 N.W./G.W: 20.8KG/21.5KG



## DRAWER DESIGN MINIBAR



### Model / XC-50A Absorption Mini Bar

Capacity: 50L  
 Size: L500x W550 x H430mm  
 Power: 80W (220V-240V, 50Hz/60Hz)  
 Temperature Range: 0-8°C  
 N.W/G.W: 20.5KG/18.2KG



### Model / CB-21SA Thermo Absorption Mini Bar

Capacity: 21L  
 Size: W385 x D455 x H375mm  
 Power: 63W (220V, 50Hz)  
 Temperature Range: 8°C  
 N.W/G.W: 9.4KG/10.5KG



## HOTEL SAFE

### MODEL / E2042A

size: 420 x 370 x 200mm



### Model / E2042G

size: 420 x 370 x 200mm



### MODEL / E2042U

size: 420 x 370 x 200mm



### Model / E2042M

size: 420 x 370 x 200mm



### MODEL / E2042BJ

size: 420 x 370 x 200mm



### MODEL / E2042MJ

size: 420 x 370 x 200mm



## HOTEL SAFE

### MODEL / D1541MJ

size: 410 x 350 x 150mm



### MODEL / D1541BJ

size: 410 x 350 x 150mm



### MODEL / CT-2048BJ

size: 410 x 350 x 150mm



### MODEL / D1541N

size: 410 x 350 x 150mm



### MODEL / CT-2038G

size: 410 x 350 x 150mm



### MODEL / CT-2048MJ

size: 410 x 350 x 150mm



## STEAM IRON

### Model / HS-05

Power:1800W  
Product size:29.2x12.1x14.5cm  
Plate size:21.9x12.1cm  
Water tank:320ml  
220-240V,50-60Hz



### Model / HS-06

Power:1800W  
Product size:29.2x12.1x14.5cm  
Plate size:21.9x12.1cm  
Water tank:320ml  
220-240V,50-60Hz



### Model / HS-08

Power:1000W  
Product size:26.5x10.3x13.2cm  
Giftbox dimension:  
270x110x136mm  
Power cord:1.8M  
220-240V,50-60Hz










### Model / HS-08

Power:1000W  
Product size:26.5x10.3x13.2cm  
Giftbox dimension:  
270x110x136mm  
Power cord:1.8M  
220-240V,50-60Hz



## WALL MOUNTED SERIES IRONING STATIONS

	<p><b>Model / IB-01</b>          Color: Grey          Full Size: 1120x300mm          Board Size: 920x300mm          10mm Thickening          Maximum Height: 78cm          Height Adjustment: 7 Levels</p>		<p><b>Model / IB-01</b>          Color: Black          Full Size: 1120x300mm          Board Size: 920x300mm          10mm Thickening          Maximum Height: 78cm          Height Adjustment: 7 Levels</p>	 <p>Thick felt 10mm</p>
	<p><b>Model / IB-03</b>          Color: Grey          Board Size: 1100x330mm          10mm Thickening Felt          Maximum Height: 85cm          Height Adjustment: 7 Levels</p>		<p><b>Model / IB-05</b>          Color: Black          Board Size: 1100x330mm          10mm Thickening Felt          Maximum Height: 85cm          Height Adjustment: 7 Levels</p>	 <p>Force supporting point strengthening steel plate, more stable</p>
				 <p>Standing</p>

## WALL MOUNTED SERIES IRONING STATIONS

			
<p>(Iron: HS-06, Iron Board: IB-01, Holder: IB02-5)</p>		<p>(Iron: HS-08, Iron Board: IB-05, Holder: IB04-5)</p>	

## WEIGHING SCALE

### Model / H-02

Platform: Tempered glass  
 LCD size: 73x33mm  
 Size: 312x285x23mm  
 Max capacity: 180KG



### Model / H-03

Platform: 5mm Tempered glass  
 LCD size: 61x25mm  
 Size: 312x285x20mm  
 Max capacity: 180KG




### Model /GL-D1102

Platform: Tempered Glass platform  
 LCD size: 61x25mm  
 Size: 280x280x23mm  
 Max capacity: 180KG



### Model / HS-1102

Platform: Tempered glass  
 LCD size: 61x25mm  
 Size: 300x300x 3mm  
 Max capacity: 180KG



### Model / GL-D1M

Platform: Tempered glass/ABS  
 LCD size: 73x33mm  
 Size: 330x35mm  
 Max capacity: 180KG



### Model / GL-FD205

Platform: Tempered glass  
 LCD size: 80x30mm  
 Size: 300x300x6mm  
 Max capacity: 180KG



## TELEPHONE



Model:SN-0001B BLACK



BEIGE



Model:SN-0003 BLACK



BEIGE



Model:SN-0008 BLACK



BEIGE



Model:SN-0009 BLACK



BEIGE



Model:SN-0005 BLACK



BEIGE



Model:SN-0006 BLACK



BEIGE



Model:SN-0009B BLACK



BEIGE



Model:SN-0018BLACK



BEIGE



GL00E

## DUST BIN

### H Series

- \*#410 Stainless steel material/  
fire safe construction design
- \*plastic liner for easy cleaning/  
polished finish
- \*Capacity: 3 litres-H8018  
5 litres-H8019  
12 litres-H8020



### Leather Series

- \*Double layer wastebin
- \*Outer: wrapped with PU  
leather (Different colors and  
styles for leather are available)
- \*Inner: iron painted
- \*With chrome top
- \*Shape: Round-RB-01  
Oval-OB-02



### WD-A1 Series

- \* #410 Stainless steel material
- \*Fire safe construction design
- \* Plastic liner for easy cleaning
- \* Color: Silver matte
- \* Buffer closing device
- \* Capacity: 5 litres-WD-A1-5L  
7 litres-WD-A1-7L  
9 litres-WD-A1-9L  
12 litres-WD-A1-12L



### WD-ST Series

- \* #410 Stainless steel material
- \* Fire safe construction design
- \* Plastic liner for easy cleaning
- \* Color: Silver matte
- \* Buffer closing device
- \* Capacity: 5 litres-WD-ST-5L  
7 litres-WD-ST-7L  
8 litres-WD-ST-8L  
10 litres-WD-ST-10L  
12 litres-WD-ST-12L  
20 litres-WD-ST-20L



## LUGGAGE HOLDER

### Model / HM7215D

- \*Strong metal frame with silver chrome
- \*4 black durable straps
- \*Easy fold up
- \*Size: L550\*W500\*H700mm



### Model / HS605462

- \*Size:L600\*W545\*H620mm
- \* Color: nature color
- \*Material: beach wood
- \*5 Black durable straps




## DOUBLE LAYER UMBRELLA



## SINGAL LAYER UMBRELLA






LACUNA



## CONTACT US

 [sales@lacunamaldives.com](mailto:sales@lacunamaldives.com)

 [www.lacunamaldives.com](http://www.lacunamaldives.com)

 998 8555 | 722 5002 | 332 8866

G. Hudhuruva Villa, Alikilegefaanu Magu, Male, Maldives